BATTLETECH™

BATTLEMECH RECORD SHEET

'MECH DATA

Type: Daimyo DMO-1K

Movement Points:		**Tonnage:**	40
Walking:	5	**Tech Base:**	Inner Sphere
Running:	8	**Rules Level:**	Standard
Jumping:	0	**Role:**	Brawler
Engine Type:	200 Fusion		

Weapons & Equipment Inventory (hexes)

Qty	Type	Loc	Ht	Dmg	Min	Sht	Med	Lng
1	ER PPC	LA	15	10 [DE]	—	7	14	23
2	Medium Laser	RA	3	5 [DE]	—	3	6	9
1	SRM 6	RT	4	2/Msl [M,C,S]	—	3	6	9

Ammo: (SRM 6) 30

BV: 1,148

WARRIOR DATA

Name: _____

Gunnery Skill: _____ **Piloting Skill:** _____

Hits Taken	1	2	3	4	5	6
Consciousness #	3	5	7	10	11	Dead

ARMOR DIAGRAM

Ferro-Fibrous

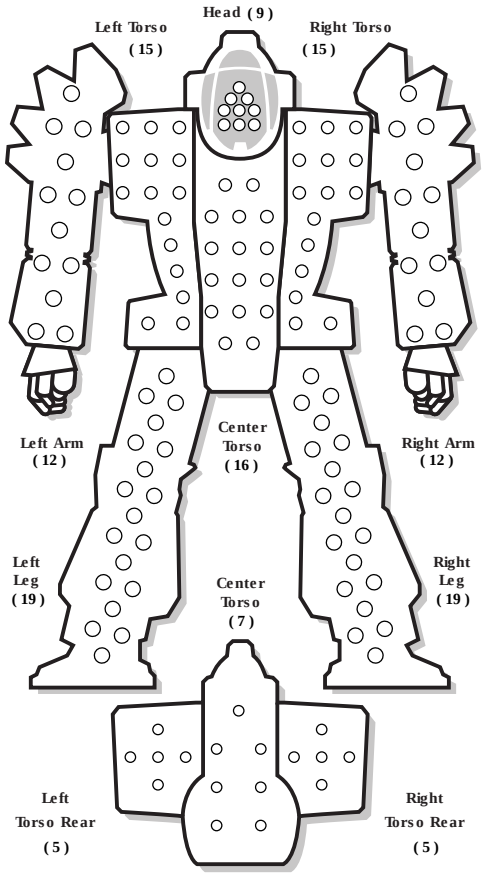

INTERNAL STRUCTURE DIAGRAM

Standard Structure

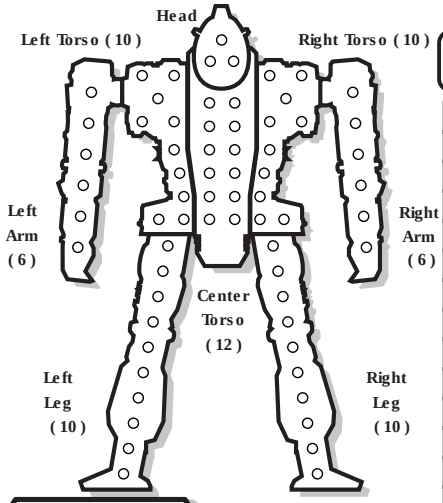

Heat Scale

Overflow
30*
29
28*
27
26*
25*
24*
23*
22*
21
20*
19*
18*
17*
16
15*
14*
13*
12
11
10*
9
8*
7
6
5*
4
3
2
1
0

HEAT DATA

Double Heat Sinks: 11 (22)

Heat Level*	Effects	
30	Shutdown	○ ○
28	Ammo Exp, avoid on 8+	○
26	Shutdown, avoid on 10+	○
25	–5 Movement Points	○
24	+4 Modifier to Fire	○
23	Ammo Exp, avoid on 6+	○
22	Shutdown, avoid on 8+	○
20	–4 Movement Points	○
19	Ammo Exp, avoid on 4+	○
18	Shutdown, avoid on 6+	○
17	+3 Modifier to Fire	○
15	–3 Movement Points	
14	Shutdown, avoid on 4+	
13	+2 Modifier to Fire	
10	–2 Movement Points	
8	+1 Modifier to Fire	
5	–1 Movement Points	

CRITICAL TABLE

Left Arm

1-3:
1. Shoulder
2. Upper Arm Actuator
3. Lower Arm Actuator
4. ER PPC
5. ER PPC
6. ER PPC

4-6:
1. Ferro-Fibrous
2. Ferro-Fibrous
3. Roll Again
4. Roll Again
5. Roll Again
6. Roll Again

Left Torso

1-3:
1. Double Heat Sink
2. Double Heat Sink
3. Double Heat Sink
4. Double Heat Sink
5. Double Heat Sink
6. Double Heat Sink

4-6:
1. Ferro-Fibrous
2. Ferro-Fibrous
3. Roll Again
4. Roll Again
5. Roll Again
6. Roll Again

Left Leg

1. Hip
2. Upper Leg Actuator
3. Lower Leg Actuator
4. Foot Actuator
5. Ferro-Fibrous
6. Ferro-Fibrous

Head

1. Life Support
2. Sensors
3. Cockpit
4. Roll Again
5. Sensors
6. Life Support

Center Torso

1-3:
1. Fusion Engine
2. Fusion Engine
3. Fusion Engine
4. Gyro
5. Gyro
6. Gyro

4-6:
1. Gyro
2. Fusion Engine
3. Fusion Engine
4. Fusion Engine
5. Ferro-Fibrous
6. Ferro-Fibrous

Engine Hits ○ ○ ○
Gyro Hits ○ ○
Sensor Hits ○ ○
Life Support ○

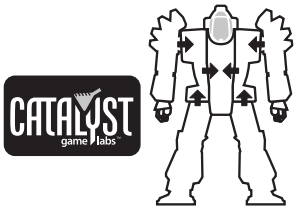

Damage Transfer Diagram

Right Arm

1-3:
1. Shoulder
2. Upper Arm Actuator
3. Lower Arm Actuator
4. Hand Actuator
5. Medium Laser
6. Medium Laser

4-6:
1. Ferro-Fibrous
2. Ferro-Fibrous
3. Roll Again
4. Roll Again
5. Roll Again
6. Roll Again

Right Torso

1-3:
1. Double Heat Sink
2. Double Heat Sink
3. Double Heat Sink
4. SRM 6
5. SRM 6
6. Ammo (SRM 6) 15

4-6:
1. Ammo (SRM 6) 15
2. Ferro-Fibrous
3. Ferro-Fibrous
4. Roll Again
5. Roll Again
6. Roll Again

Right Leg

1. Hip
2. Upper Leg Actuator
3. Lower Leg Actuator
4. Foot Actuator
5. Ferro-Fibrous
6. Ferro-Fibrous

© 2023 The Topps Company, Inc. Classic BattleTech, BattleTech, 'Mech and BattleMech are trademarks of The Topps Company, Inc. All rights reserved.
Catalyst Game Labs and the Catalyst Game Labs logo are trademarks of InMediaRes Production, LLC. Permission to photocopy for personal use.